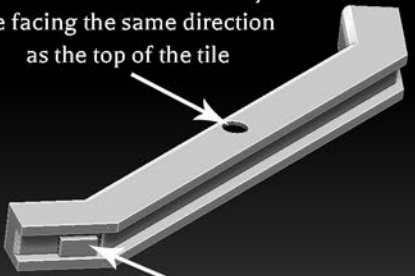


1

This black dot should always be facing the same direction as the top of the tile



Load up each end of the mag tool with a magnet


2

Use a strong super glue and apply to the magnet slot on the tile



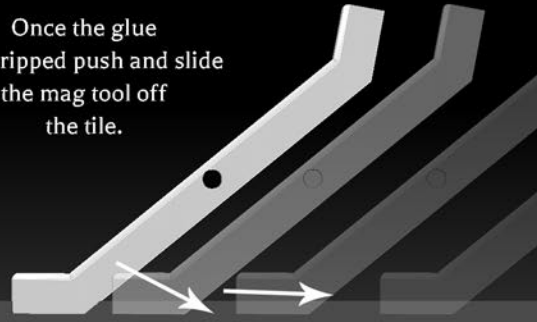
3

Push the magnet on the mag tool into the slot and hold



4

Once the glue has gripped push and slide the mag tool off the tile.



Important. Do one side at a time and make sure that the black dot is always facing the same direction as the top of the tile